



ELSEVIER

Available online at www.sciencedirect.com

SCIENCE @ DIRECT®

C. R. Biologies 326 (2003) S174–S182



Which future for the French Pyrenean brown bear (*Ursus arctos*) population? An approach using stage-structured deterministic and stochastic models

Guillaume Chapron^{a,*}, Pierre-Yves Quenette^b, Stéphane Legendre^a, Jean Clobert^c

^a Laboratoire d'Ecologie, CNRS UMR 7625, Ecole Normale Supérieure, 46 rue d'Ulm, 75230 Paris cedex 05, France

^b ONCFS – Equipe Technique Ours, RN 117, 31800 Villeneuve de Rivière, France

^c Laboratoire d'Ecologie, CNRS UMR 7625, Bâtiment A, 7^{ème} étage, Université Pierre & Marie Curie, Case 237, 7 Quai St Bernard, 75252 Paris cedex 05, France

Abstract

The Pyrenean brown bear (*Ursus arctos*) population is considered as one of the most seriously threatened with extinction in Western Europe. To assess its viability and possible needs of augmentation, we develop deterministic and stochastic stage-structured demographic models. The deterministic model reveals that a bear population cannot have a high annual growth rate and is particularly sensitive to breeder survival. High demographic parameters appear to be crucial to population persistence, especially for a small population that remains vulnerable to demographic and environmental stochasticities. The Pyrenean population cannot therefore be considered as viable. Successful conservation strategies for this population would require releasing more bears in both sub-populations in the near future. **To cite this article:** G. Chapron et al., *C. R. Biologies 326 (2003)*.

© 2003 Académie des sciences. Published by Éditions scientifiques et médicales Elsevier SAS. All rights reserved.

Résumé

Modélisation démographique de stratégies de conservation de la population pyrénéenne d'ours bruns (*Ursus arctos*). La population pyrénéenne d'ours bruns (*Ursus arctos*) est considérée comme une des plus gravement menacées d'extinction en Europe Occidentale. Afin d'étudier sa viabilité et son besoin en renforcements, nous avons développé des modèles démographiques déterministe et stochastique. Le modèle déterministe révèle qu'une population d'ours ne peut pas avoir un fort taux de croissance annuel et est particulièrement sensible à la survie des reproducteurs. Des paramètres démographiques élevés sont cruciaux pour la persistance d'une population, et ceci particulièrement si celle-ci est de petite taille car elle reste vulnérable aux effets des stochasticités démographique et environnementale. La population pyrénéenne ne peut être considérée comme viable et sa conservation requiert le relâcher de plusieurs ours dans les deux sous-populations et ce dans un proche avenir. **Pour citer cet article :** G. Chapron et al., *C. R. Biologies 326 (2003)*.

© 2003 Académie des sciences. Published by Éditions scientifiques et médicales Elsevier SAS. All rights reserved.

* Corresponding author.

E-mail address: gchapron@carnivoreconservation.org (G. Chapron).

Keywords: brown bear; *Ursus arctos*; viability analysis; reinforcement; Pyrénées

Mots-clés : ours bruns ; *Ursus arctos* ; analyse de viabilité ; renforcement ; Pyrénées

1. Introduction

Human-induced mortality remains one of the main factors driving large carnivore populations to extinction [1–3]. Large carnivores can kill domestic and game animals, and for some species can threaten humans. They can be viewed as competitors for resources or can be targeted as trophies and, as a consequence, many species have been facing widespread persecution.

For instance, the French Pyrenean brown bear population underwent a dramatic decline during the past century through overhunting or direct persecution. In 1900 there were 150 bears in the Pyrenean range [4], whereas in 1990, the population had collapsed to less than 10 individuals in the Western Pyrénées [5]. In 1996 and 1997 the French government managed the experimental reintroduction of 3 bears (2 females and 1 male) originating from Slovenia [6] to create a new sub-population in the Central Pyrénées. One of the females was later accidentally killed [7] but the reintroduced sub-population has since grown, and a dispersing male has reached the endemic Western Pyrenean sub-population [7]. However, the future of the bear in the Pyrénées is far from secured. The fact that the bear is a charismatic species makes that the question of further reinforcement or how large a viable bear population should be remains controversial and needs to be addressed based on a rigorous approach. This requires the development of a bear-specific demographic model that we propose to address here. Demographic models or population viability analyses (PVA) are mathematical descriptions of species' life cycles over time [8]. They are now a widely used tool in endangered species conservation and their usefulness lies in comparing management strategies and exploring consequences of different assumptions on population dynamics [9]. Conservation biology owes much of its credibility to demographic modeling [10] and insights gained from modeling should never be dissociated from the model assumptions [11]. Indeed, results are better interpreted qualitatively rather than quantitatively and should not be used to determine a numer-

ical value of a minimum viable population size or of a probability of reaching extinction [12].

In this paper, we build and analyse deterministic and stochastic stage-structured models to study the dynamics and viability of the Pyrenean brown bear population. We evaluate the need for further augmentation and try to define how many females or males – if any – should be released in order to secure the long term future of this population.

2. Methods

2.1. Bear biology

In Europe, female and male brown bears reach sexual maturity between 3.5 to 5 years old. Mating occurs in June–July and a male may accompany a female for up to two weeks. The young are born from January to March. The litter size ranges from 1 to 4, but 2 is most common and interbirth interval is most frequently 3 years. Under most circumstances, brown bears live as lone individuals, except for females accompanied by their cubs. Brown bears are distributed in overlapping home ranges and male home ranges are larger than those occupied by females. The Pyrenean brown bear population presently hosts 11 individuals dispatched into 2 sub-populations (Fig. 1). The Western sub-population consists of 1 female and 5 males [5,13] whereas the Central population consists of 2 females and 1 male [7]. Furthermore, 2 males have dispersed from the Central to Eastern Pyrénées in an area where no females are available (Quenette, unpubl. data).

2.2. Model structure and simulations

The population is divided into several stages defined by sex and age. Bears can be cubs (0–12 months), juveniles (12–24 months), subadults (24–36 and 36–48 months) or breeders (> 48 months) for both sexes. Age at first reproduction is therefore 4 years.

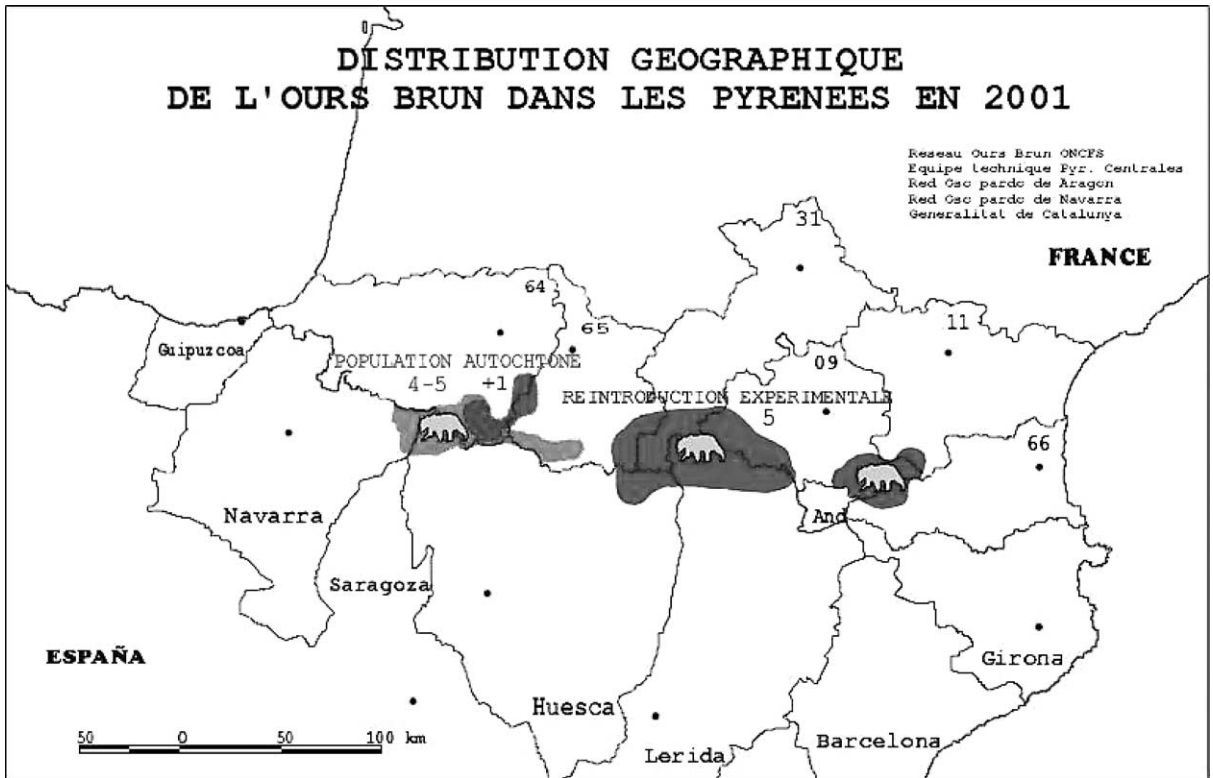


Fig. 1. Present distribution of the brown bear in the Pyrénées.

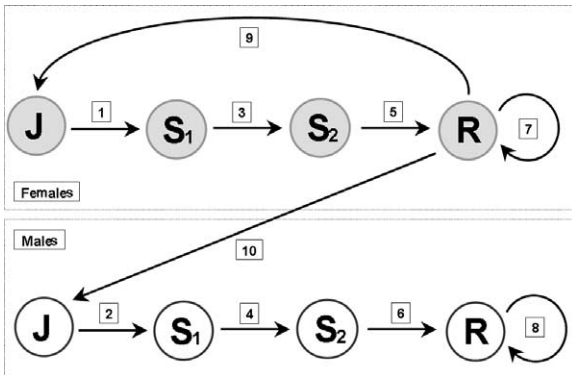


Fig. 2. Life cycle graph for a bear stage-structured population. J: juveniles, S1: subadult, S2: subadult, R: reproducing individuals. See text for arrow details.

Transitions between classes are explained hereafter and shown on the life cycle graph (Fig. 2).

- (1) Surviving female juveniles become subadults 1.
- (2) Surviving male juveniles become subadults 1.

- (3) Surviving female subadults 1 become subadults 2.
- (4) Surviving male subadults 1 become subadults 2.
- (5) Surviving female floaters 2 become breeding females.
- (6) Surviving male floaters 2 become breeding males.
- (7) Surviving breeding females keep the same status.
- (8) Surviving breeding males keep the same status.
- (9) Surviving breeding females give birth to female cubs that become juveniles.
- (10) Surviving breeding females give birth to male cubs that become juveniles.

We build a 2-sex model, where females can reproduce as soon as at least one male is present in the population. We define a carrying capacity as the number of adult-sized bears an area can host. Survival and fecundity are treated as binomial and Poisson variates, respectively. Environmental stochasticity was modelled by using a variant of Beta distribution. Our Monte Carlo simulations involve 1000 runs each [10].

Table 1
Model parameters for various scenarios and associated asymptotic growth rate λ

Parameter	Scenario			
	S0	S1	S2	S3
Female & male cub survival	0.575	0.6	0.625	0.65
Female & male juvenile survival	0.775	0.8	0.825	0.85
Male subadult survival	0.775	0.8	0.825	0.85
Female subadult survival	0.825	0.85	0.875	0.9
Female & male breeder survival	0.875	0.9	0.925	0.95
Litter size	2.1	2.1	2.1	2.1
λ	0.975	1.006	1.039	1.071

A population qualifies as extinct once all classes are empty. We use this definition for extinction to consider cases of augmentation where only individuals of the same sex would remain. We use a deterministic matrix model to compute asymptotic population growth rate λ [14]. We also calculate elasticities of λ [14] to assess to which parameter λ is most sensible and calculate left eigenvector [14] to show the impact of removing individuals on λ . We use a stochastic model to determine what would be the minimum size N of a viable bear population, assuming an initial settlement at carrying capacity $K = N$.

We assess the effects of releasing bears on population persistence with emphasis on number and sex of released bears. We try to identify a strategy that would maximize population persistence with the lowest number of released bears. We selected the smallest number of released bears that would lead to an extinction probability lower than 5% and investigate the best sex-ratio for this number. We study the impact of delaying in time the implementation of this optimal strategy. We model the Pyrenean bear population spatial structure and a possible indirect Allee effect [15] by considering augmentation strategies for the 2 existing sub-populations rather than for the whole metapopulation. We hypothesize that connections were null between the 2 sub-populations. A male has shown to be able to disperse from the Central to the Western sub-population [7] but since we cannot estimate the probability that a young male reaches the other sub-population or a part of the range where no females are available, we ignore this possibility. Moreover, since females are the limiting sex in the population and are most often philopatric [16,17], we believe our assumptions are conservative.

All analyses and simulations are performed with the computer program ULM (Unified Life Models) [18,19] that allows one to handle any time-discrete stage-structured population model. ULM has already been used to model the population dynamics of several carnivore species such as grizzly bears *Ursus arctos horribilis* [20], arctic foxes *Alopex lagopus* [21], Iberian lynxes *Lynx pardinus* [22] and wolves *Canis lupus* [23].

2.3. Demographic parameters

Since no accurate estimation of Pyrenean brown bear survival parameters was available, we define 4 scenarios, denoted by S0 to S3 from pessimistic to optimistic, that involve different combinations of parameter values (Table 1). Cubs have the lowest survival probabilities to account for the effect of predators, starvation and accidental deaths. An analysis of mortality for 150 cubs in the Cantabrian Cordillera between 1982 and 1991 yielded a mean cub mortality rate of 0.4 [24]. Survival probabilities of subadults, especially males, appear to be slightly lower than those of breeding bears: subadults travel through unknown areas, are not familiar with prey distribution, can be killed by resident bears and suffer a higher human induced mortality because of conflicts with humans. Reproducing bears have the highest survival. We estimate these survivals from several European and North American studies [24,25]. Mean litter size is 1.6 in the Western Spanish population [26] and 1.9 in Italy [27]. In the Eastern Spanish population (Cantabrian Cordillera), mean litter size was 2.3 cubs, whereas for reintroduced bears in Austria [28] and France (Quenette, unpubl. data) it was 2.6. Interbirth interval is usually between 3 and 5 years [24], despite cycles

Table 2
Elasticities computed for a population under median scenario S2

Parameter	Elasticity
Male cub survival	0.137
Male juvenile survival	0
Male subadult 1 survival	0
Male subadult 2 survival	0
Male breeder survival	0
Female cub survival	0.137
Female juvenile survival	0.104
Female subadult 1 survival	0.098
Female subadult 2 survival	0.098
Female breeder survival	0.845
Litter size	0.122

of 2 years have been observed [29]. We fix mean litter size at 2.1 and interbirth interval at 3 years. We keep the primary sex-ratio fixed at 0.5.

3. Results

3.1. Bear future in the Pyrenean range

Asymptotic growth rate λ computation shows that a brown bear population increases under our S1, S2 and S3 scenarios but decreases under the more pessimistic one S0 (Table 1). The pessimistic scenario gives a 2.5% decline per year whereas the most optimistic used gives a 7.1% increase per year. Elasticities are larger for breeder survival (Table 2). Elasticities for all other class survival rates and litter size are far lower. We confirm through λ level curve computations [14] that the great importance of elasticity to breeder survival extends to parameter space and is not restricted to the local parameter value. The impact of removing a single bear on λ is the largest if this bear is a breeding female (Table 3).

3.2. Minimum viable population size

We compute probabilities of extinction within 100 years for several carrying capacities and under our 4 demographic scenarios (Fig. 3). A population in scenario S0 reaches extinction with high probabilities irrespectively of carrying capacity, whereas a population in scenario S3 nearly never goes extinct for a carrying capacity as small as 12 bears. For intermediate scenarios S1 and S2, probabilities of extinction

Table 3
Left eigenvector (corresponding to reproductive values) computed for a population under median scenario S2

Class	Reproductive value
Male juveniles	0
Male subadult 1	0
Male subadult 2	0
Male breeders	0
Female juveniles	0.1808
Female subadult 1	0.2277
Female subadult 2	0.2704
Female breeder	0.3211

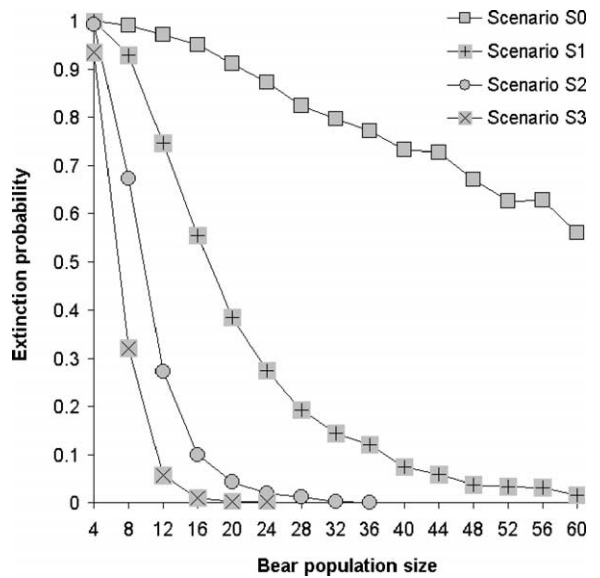


Fig. 3. Extinction probabilities within 100 years as a function of population size assuming an initial settlement at carrying capacity.

are lower than 5% for carrying capacities greater than 40 and 20, respectively.

3.3. Reinforcement strategies

Our computations reveal that not releasing any bear in these sub-populations would likely lead them to very high extinction risks. For the Western sub-population, keeping the extinction probability at low levels would mean releasing at least 5 bears (5 females/0 male, Fig. 4) for scenario S2, whereas the Central sub-population would require at least 6 bears (but 4 females/2 males, Fig. 5). These augmentations would be more efficient if they were carried out in the

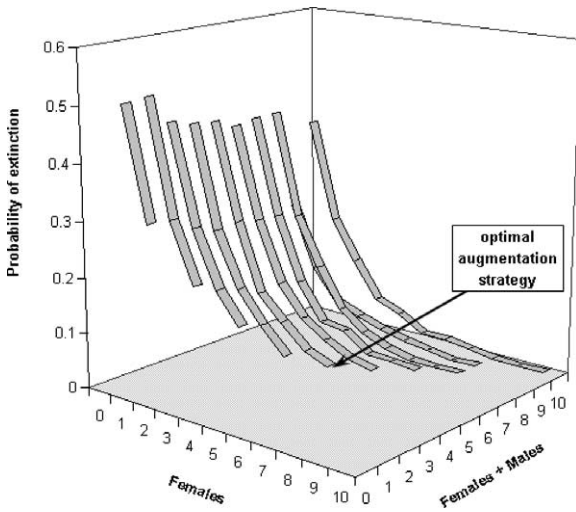


Fig. 4. Extinction probabilities within 50 years for the Western Pyrenean bear sub-population as a function of number of released bears and number of released females in scenario S2.

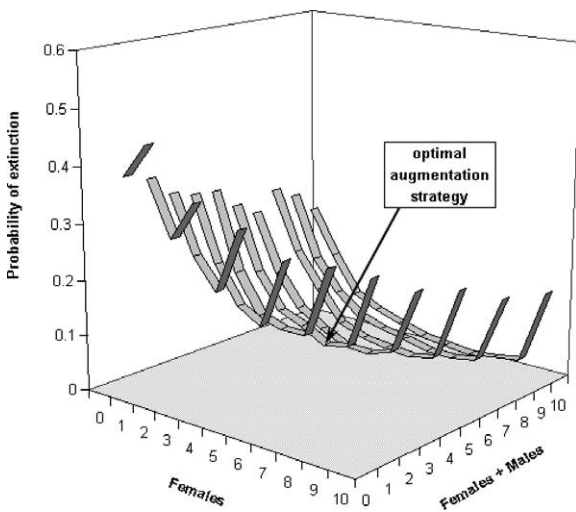


Fig. 5. Extinction probabilities within 50 years for the Central Pyrenean bear sub-population as a function of number of released bears and number of released females in scenario S2.

near future, i.e. releasing the same number of bears in 10 or 15 years would not prevent both of these sub-populations from reaching higher level of extinction probabilities (Figs. 6 and 7). Considering the best scenario, S3, changes only the numerical value of the smallest number of bear required, but does not change the fact that augmentations are needed in the near future.

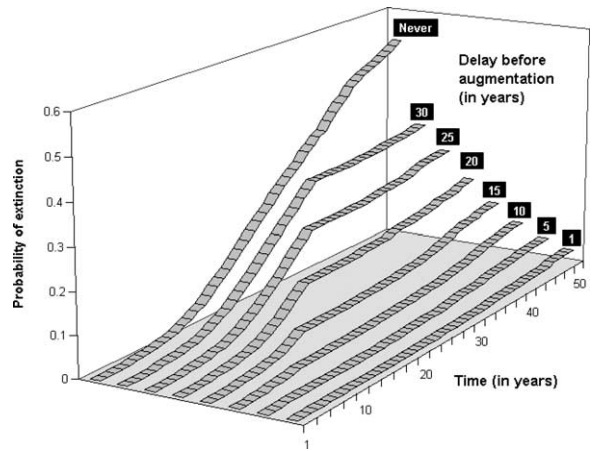


Fig. 6. Extinction probabilities within 50 years for the Western Pyrenean bear sub-population in an optimal augmentation strategy (5 females/0 male) and scenario S2 as a function of time for various delays in releasing individuals.

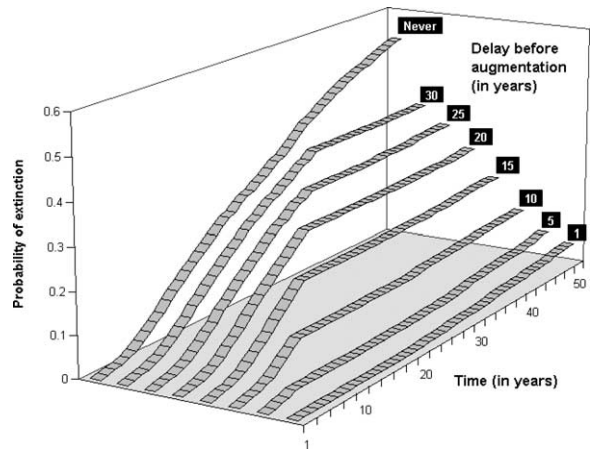


Fig. 7. Extinction probabilities within 50 years for the Central Pyrenean bear sub-population in an optimal augmentation strategy (4 females/2 males) and scenario S2 as a function of time for various delays in releasing individuals.

4. Discussion

Our results show that even small bear populations can persist provided their demographic parameters remain high, but less favorable scenarios would require larger population sizes. Population persistence is more sensitive to breeder survival than to any other parameters. When focusing specifically on the present Pyrenean brown bear population, our results reveal that this population is unlikely to persist unless more bears are

released. These bears should be mainly females and be released in both sub-populations and in the near future.

Our analysis relies on several important assumptions.

- (1) Individuals in a given class all have the same demographic parameters and could not be differentiated, which is an inherent assumption of stage-structured population models.
- (2) Cub survival is independent of mother age and senescence is not explicitly considered. Taking a breeding bear survival rate of 0.925 under scenario S2 (0.95 under scenario S3) yields an expected breeding expectancy of 13.3 years (20 years under scenario S3).
- (3) We do not model interbirth interval reduction when a litter dies. However, the reduced elasticity of λ to litter size suggests this is unlikely to change our conclusions.
- (4) We do not model possible infanticide by subadult males, which has recently been shown to be potentially detrimental to population survival [20, 30,31]. However, this phenomena is most likely to occur in highly hunted populations, which is not the case in the Pyrénées.
- (5) Model parameters are kept constant during simulation (implying no habitat change).
- (6) We ignore catastrophes and genetic stochasticity because data are too scarce to incorporate these factors into our model. Reed et al. [12] have suggested that PVA start with simple models and use an approach that data can support and no data were available on the impact of catastrophes on European bear populations. Beissinger & Westphal [10] suggested that PVA should mix genetic and demographic currencies sparingly and that, given the lack of information on the number of lethal equivalent in most populations, it may be useful to concentrate on measurable demographic parameters. Wiegand et al. [24] reviewed the issue of incorporating genetics into a bear PVA and concluded that we do not yet have the data and understanding to include genetics quantitatively in brown bear or grizzly bear models.

There have been few population viability analyses for European brown bear as compared to the North American grizzly bears. Because the ecology of griz-

zly bears is different from the ecology of the European brown bear, it is preferable to develop specific population models [24]. In Scandinavia, Saether et al. [25] found higher population growth rate (13%) than in other studies, mainly because their radio-tracking data revealed high survival rates. In the Cantabrian Cordillera, where the ecosystem is more similar to the Pyrenean one, the brown bear population suffered high poaching rates and this population did not qualify as being viable. In Romania, average growth rate calculated over several decades was 7% [32,33], which corresponds to a population under our optimistic scenario. Our consideration of several scenarios, from pessimistic to optimistic values in survival rates, allows us to provide insights into possible Pyrenean population fates despite the lack of exact survival rate estimation. Given the current uncertainty in parameter estimation, it would be hazardous to retain only very high survival rates. The most appropriate use of our results is for comparing the relative effects of potential management actions on bear population persistence or to evaluate relative rather than absolute rates of extinction, but not to determine the specific probability of reaching extinction [10,12].

Our study has major implications in terms of conservation recommendations. It shows that unless an augmentation program is launched, the Pyrenean brown bear population is expected to go extinct. Moreover, delaying further such a program would be risky in terms of probability of extinction. It is fortunate that the expertise to reintroduce bears has been developed several years ago during the experimental program and this should make actions we recommend easier to perform in the near future. The brown bear is protected by the 92/43/EEC directive known as "Habitat Directive" as a strictly protected species (Annex IV) requiring special protected areas (Annex II). The Pyrenean population is considered in a very critical status by the "Action Plan for Conservation of the Brown bear in Europe" [34] which includes among the required actions the augmentation of the Pyrenean population. Releasing bears into previously extirpated or quasi-extinct populations is now a strategy that has been successfully implemented in Austria [28] and is being carried out in Italy [36]. A range wide bear conservation program on the Pyrénées should not be detrimental to other ongoing wildlife or ecosystem conservation programs [35]: bear predation on ungulates is rather low

[37,38] and bears have no negative impact on forest or alpine ecosystem dynamics [38–40].

While our research has provided information regarding the demographic aspects of a reinforcement program, it is now widely recognized that carnivore conservation, especially planned return of larger ones, is a multidisciplinary task [41] requiring a collaborative approach between biologists, economists and sociologists. For the Pyrenean brown bear, some of the core issues are conflict with sheep farming, forestry and road use, and the human dimension. The last has shown to be particularly critical in large carnivore conservation and refers to the concept of social carrying capacity [42]. Indeed, projects of restoration of large carnivores have often to deal with the level of acceptance by local populations which can be highly variable both among the different social groups (hunters, farmers, hikers, local elected representatives, workers in tourist industry, craftsmen) and within a social group (Quenette, unpubl. data). In fact, bear augmentation strategies to which our modeling approach has contributed precision, will be a success only if people who live with and near bears every day become convinced that cohabiting with bears is possible.

Acknowledgements

This study was funded in part by the French Ministère de l'Éducation Nationale, de la Recherche et des Technologies, Action Concertée Incitative "Jeunes Chercheurs 2001" awarded to Régis Ferrière, and by the European Research Training Network ModLife (Modern Life-History Theory and its Application to the Management of Natural Resources), funded through the Human Potential Programme of the European Commission (Contract HPRN-CT-2000-00051). Bear reintroduction in the Central Pyrénées were carried under an agreement between the French Government and European Commission through the Life Projects B4-3200/93/772 and B4-3200/96/518. We thank J. Swenson for very useful comments on an earlier version of this the manuscript and P. Genovesi, A. Greth and F. Moutou for providing useful documents and wildlife technicians L. Chayron, P. Cluzel, S. Déjean, D. Dubreuil, E. Dubarry, J. Troietto and J. Morscheidt in charge of radiotracking bears in Central Pyrenees.

References

- [1] J.D.C. Linnell, M.E. Smith, J. Odden, P. Kaczensky, J.E. Swenson, Strategies for the reduction of carnivore-livestock conflicts: a review, NINA Oppdragsmelding 443 (1996) 1–118.
- [2] R.B. Woodroffe, Strategies for carnivore conservation: lessons from contemporary extinctions, in: J.L. Gittleman, S. Funk, D.W. Macdonald, R.K. Wayne (Eds.), *Carnivore Conservation*, Cambridge University Press, Cambridge, 2001, pp. 61–92.
- [3] L. Frank, R.B. Woodroffe, Behaviour of carnivores in exploited and controlled populations, in: J.L. Gittleman, S. Funk, D.W. Macdonald, R.K. Wayne (Eds.), *Carnivore Conservation*, Cambridge University Press, Cambridge, 2001, pp. 419–442.
- [4] M. Couturier, *L'ours brun*, Ed. Arthaud, Grenoble, 1954.
- [5] J.J. Camarra, Suivi de la population d'ours brun des Pyrénées Occidentales Françaises. Rapport annuel 1997. Document interne non publié, ONCFS, 1998.
- [6] A. Arquillère, Experimental reintroduction of brown bears in the French Pyrénées, *Oryx* 32 (1998) 8–10.
- [7] P.-Y. Quenette, Bilan scientifique et technique de la réintroduction de l'ours brun en Pyrénées Centrales. Synthèse de données 1996–2000, Rapport Diren, 2000.
- [8] S.L. Peck, A tutorial for understanding ecological modelling papers for the nonmodeler, *American Entomologist* 46 (2000) 40–49.
- [9] T. Coulson, G.M. Mace, E.J. Hudson, H. Possingham, The use and abuse of population viability analysis, *Trends Ecol. Evol.* 16 (2001) 219–221.
- [10] S.R. Beissinger, M.I. Westphal, On the use of demographic models of population viability in endangered species management, *J. Wildl. Manag.* 32 (1998) 821–841.
- [11] C.C. Mann, M.L. Plummer, A species' fate by the numbers, *Science* 284 (1999) 36–37.
- [12] J.M. Reed, L.S. Mills, J.B. Dunning Jr., E.S. Menges, K.S. McKelvey, R. Frye, S.R. Beissinger, M.C. Anstett, P. Miller, Emerging issues in population viability analysis, *Conservation Biology* 16 (2002) 7–19.
- [13] P. Taberlet, J.J. Camarra, S. Griffin, E. Uhrès, O. Hanotte, L.P. Waits, C. Dubois-Pagagnon, T. Burke, J. Bouvet, Noninvasive genetic tracking of the endangered Pyrenean brown bear population, *Mol. Ecol.* 6 (1997) 869–876.
- [14] H. Caswell, *Matrix Population Models*, Sinauer Associates, Sunderland, Massachusetts, 2001.
- [15] F. Courchamp, T. Clutton-Brock, B. Grenfell, Inverse density-dependence and the Allee effect, *Trends in Ecology and Evolution* 14 (1999) 405–410.
- [16] J.E. Swenson, F. Sandegren, A. Sodeberg, Geographic evidence of an increasing brown bear population: evidence for pre-saturation dispersal, *J. Anim. Ecol.* 67 (1998) 819–826.
- [17] H.V. Reynolds III, Evaluation of the effects of harvest on grizzly bear population dynamics in the northcentral Alaska Range, 1993, Alaska Department of Fish and Game, Federal Aid in Wildlife Restoration, Final Report, Project W-23-5, Juneau.
- [18] S. Legendre, J. Clobert, ULM: Unified Life Models, a software for conservation and evolutionary biologists, *J. Appl. Stat.* 22 (1995) 817–834.

- [19] R. Ferrière, F. Sarrazin, S. Legendre, J.-P. Baron, Matrix population models applied to viability analysis and conservation: theory and practice using the ULM software, *Acta Oecologica* 17 (1996) 629–656.
- [20] R.B. Wielgus, F. Sarrazin, R. Ferrière, J. Clobert, Estimating effects of adult male mortality on grizzly bear population growth and persistence using matrix models, *Biological Conservation* 98 (2000) 293–303.
- [21] A. Loison, O. Strand, J.D.C. Linnell, Effect of temporal variation in reproduction on models of population viability: a case study for remnant arctic fox (*Alopex lagopus*) populations in Scandinavia, *Biological Conservation* 97 (2001) 347–359.
- [22] C. Bessa-Gomes, M. Fernandes, P. Abreu, L. Castro, H. Ceia, B. Pinto, A. Elisabete, Le lynx ibérique au Portugal : diverses approches face à un scénario de pré-extinction, in: G. Chapron, F. Moutou (Eds.), *L'étude et la conservation des carnivores*, SFEPM, Paris, 2002, pp. 130–135.
- [23] C. Chapron, S. Legendre, R. Ferrière, J. Clobert, R.G. Haight, Improving conservation and control strategies for the wolf (*Canis lupus*) in Western Europe by using stage-structured population models, submitted.
- [24] T. Wiegand, J. Naves, T. Stephan, A. Fernandez, Assessing the risk of extinction for the brown bear (*Ursus arctos*) in the Cordillera Cantabrica, Spain, *Ecological Applications* 68 (1998) 539–570.
- [25] B.-E. Saether, S. Engen, J.E. Swenson, O. Bakke, F. Sandegren, Assessing the viability of Scandinavian brown bears, *Ursus arctos*, populations: the effect of uncertain parameter estimates, *Oikos* 83 (1998) 403–416.
- [26] Ministerio de Medio Ambiente, Direccion General de Conservacion de la Naturaleza, Estrategia para la conservacion del oso pardo cantabrico. Rapport interne non publié, 2000.
- [27] F. Zunino, Orso Bruno Marsicano (Risultati di una Ricerca sull'Ecologia della Specie), in: *En SOS Fauna. Animali in Pericolo in Italia*, WWF, Italia, 1976, pp. 603–710.
- [28] A. Zedrosser, N. Gerstl, G. Rauer, Brown bears in Austria. 10 years of conservation and actions for the future. Umweltbundesamt, 1999.
- [29] G. Palomero, J. Naves, A. Fernandez, Demografia del oso pardo en la Cordillera Cantabrica, in: J. Naves, G. Palomero (Eds.), *El oso (Ursus arctos) en Espana*, Coleccio 73 Tecnica, ICONA, Madrid, Spain, 1993.
- [30] J.E. Swenson, F. Sandgren, A. Soderberg, A. Bjarvall, R. Franzen, P. Wabakken, Infanticide caused by hunting of male bears, *Nature* 386 (1997) 450–451.
- [31] R.B. Wielgus, F.L. Bunnell, Dynamics of a small hunted brown bear population *Ursus arctos* in southwestern Alberta, Canada, *Biological Conservation* 67 (1994) 161–166.
- [32] O. Ionescu, The management of brown bear in Romania, in: C. Servheen, S. Herrero, B. Peyton (Eds.), *Bear Conservation Action Plan*, IUCN, 1999.
- [33] R. Rosler, The brown bear in Central and Eastern Europe, in: *Workshop on the Situation and Protection of the Brown Bear (Ursus arctos) in Europe*, Council of Europe, 1989.
- [34] J.E. Swenson, *Action Plan for the Conservation of the Brown Bear (Ursus arctos) in Europe*, Council of Europe, Strasbourg, France, 2000.
- [35] P. Genovesi, Le Trentin: le projet de réintroduction de l'ours avance, *KORA Info* 2 (2000) 13.
- [36] P. Genovesi, E. Dupré, L. Pedrotti, Feasibility study for the reintroduction of the brown bear in the Italian Central Alps, in: *Proceedings of the International Conference on brown bear in Europe*, Parador Nacional de Fuentes Carrionas, 1999.
- [37] V.P. Hell, F. Bevilacqua, Das Zusammenleben der Menschen mit dem Braumbären (*Ursus arctos*) in den Westkarpaten, *Z. Jagdwiss.* 34 (1988) 153–163.
- [38] F. Osti, L'orso bruno: per quanto tempo ancora in Trentino?, Arca editrice, Trento, 1994.
- [39] G. Erome, J.L. Michelot, L'ours brun dans les Alpes Françaises : faisabilité de sa réintroduction, Paris, 1990.
- [40] G. Rauer, B. Gutleb, *Der Braunbär in Österreich*. Monographien Band 88, Wien, 1997.
- [41] T.W. Clark, D.J. Mattson, R.P. Reading, B.J. Miller, Interdisciplinary problem solving in carnivore conservation: an introduction, in: J.L. Gittleman, S. Funk, D.W. Macdonald, R.K. Wayne (Eds.), *Carnivore Conservation*, Cambridge University Press, Cambridge, 2001, pp. 223–240.
- [42] D.J. Decker, K.G. Purdy, Towards a concept of wildlife acceptance capacity in wildlife management, *Widl. Soc. Bull.* 16 (1988) 53–57.